



### District Report Card: 2017


<b>State:</b> Bihar	<b>District:</b> Bhagalpur
<b>Class:</b> 8	<b>Subject:</b> Language
<b>Schools:</b> 51	<b>Students:</b> 1209


### Participation/Coverage


#### Students

<div>GENDER</div> <div></div>	Boys		Girls	
	Number	%	Number	%
	522	43.18	687	56.82

<div>AREA</div> <div></div>	Rural		Urban	
	Number	%	Number	%
	1058	87.51	151	12.49

<div>CATEGORY</div> <div></div>	SC		ST		OBC		GEN	
	Number	%	Number	%	Number	%	Number	%
	163	13.48	22	1.82	866	71.63	158	13.07

<div>CWSN</div> <div></div>	LD	VI	HI	S&LD	ID	Oth
	3	0	0	0	1	0

<div>Management</div> <div></div>	Government		Government-aided	
	Number	%	Number	%
	1197	99.01	12	0.99

### Average Performance of Students in Language (%)

Overall	Gender		Area		Management		Social Group			
	Male	Female	Rural	Urban	Govt.	Aided	SC	ST	OBC	GEN
53.84	54.89	53.03	54.12	51.83	53.74	63.33	50.39	56.06	53.61	58.31

### Performance on Learning Outcomes (LOs)

Learning Outcomes	Description	Average Performance(%)
L813	Read textual/non-textual materials with comprehension and identifies the details, characters, main idea and sequence of ideas and events while reading	53.84

Range of Performance of Students who Answered Correctly							
Below 30%		30% - 50%		50% - 75%		Above 75%	
Number	%	Number	%	Number	%	Number	%
211	17.45	302	24.98	483	39.95	213	17.62

### Lowest Performing Learning Outcomes (LOs)

1 - Read textual/non-textual materials with comprehension and identifies the details, characters, main idea and sequence of ideas and events while reading (53.84)